





Parent Pick-up Car Rider Line Procedures

Dismissal 2:10 PM

- 
 Orange cone (numbered 1-8) where you will be instructed to pick your child up at the cone. Staff member will assist in helping your child to their car. Please **do not** get out of your car and make sure your car tag is hanging and clearly visible to read.
- 
 Directional path for entering the car rider/ parent pick up line correctly. Please follow the path with the flow of traffic. When exiting campus, make a right hand turn for safety purposes and creating minimal traffic delays.
- 
 Lime green cone is located under the large oak tree. You will be directed by a staff member to pull up to the lime green cone if your child did not make it to the orange cone in time during the loading process. Report to the lime green cone and your child will be loaded in a safe manner clear of traffic.
- 
 The yellow box represents where staff member, Mr. Parker, announces student names from the car rider tag located in each vehicle hanging on the mirror. Please make sure that you have your car tag hanging in a clear, visible manner.

Students who live within a two mile radius of the school campus automatically qualifies for a bus. Safety of our children is our top priority. Students who qualify for a bus, will not be allowed to walk to a surrounding street near campus to get in their parents vehicle to neglect the parent pick up line. Additionally, during morning drop-off and afternoon pick-up you are required to follow our "Right Turn Only" sign near SCPE marquee and Lee Road. This will assist us with making the process safer and quicker for everyone involved.

*Please pick up your child by 2:30 PM or you will be charged the Kids Care daily rate.